



# 2011 Tackle & Travel Planner

Travel • Tackle • General Information



P A R A D I S E  
L O D G E



4140 Churn Creek Road • Redding, California 96002  
Bus. 530-222-3555 • FAX 530-222-3572 • 800-669-3474 • E-mail: [travel@theflyshop.com](mailto:travel@theflyshop.com)

**Paradise Lodge Emergency Contacts:**

- Paradise Lodge 011.52.1.983.753.9325

Updated: 08.23.10



## PERMIT TACKLE FLY FISHING

### Fly Rods:

Multi-piece 8, 9 or 10 wt. fly rods in 9 foot lengths are our favorite choices. We like fast tapered saltwater rods that have been specially designed for the rigors of the salt. Good models to choose from include: Sage Xi-3, Z-Axis or TCX, Scott S4s series, Winston BIIx or BIImx, and The Fly Shop GLH20, all in 3, 4, or 5 piece sections, for easy traveling.

### Fly Reels:

(Minimum 200 yds of 20lb backing) Reels specifically designed for saltwater fly fishing are the best. Smooth disk drags, plenty of backing capacity, and sturdy aluminum anodized frames are features to search for in a reel. Models to consider include: The Fly Shop S4-series, Nautilus CCF8 or NV8/9, Hatch Monsoon 7 Plus, Abel "8" "9" or "10", or Galvan Torque 8 or 10.

### Fly Lines:

A floating fly line specifically designed for saltwater is what you want. These lines are designed with a special braided monofilament core that provides the proper stiffness while maintaining shooting capabilities and resisting tangles, even in tropical heat. Scientific Angler's Mastery Bonefish, Redfish and Sharkskin lines are good choices, as are Rio's saltwater fly lines.

### Leaders:

Fluorocarbon leaders are an excellent choice. They are nearly invisible in the water and sink quickly, perfect for spooky fish in very clear water. Seaguar tapered leaders are the best! You should bring one leader for each day of fishing and one more, just in case. Change your leader every evening when you return from fishing. Going with the fluorocarbon, is our suggestion; you are permit fishing!

Tapered saltwater leaders made from clear monofilament (15 – 20 lb class) in 9 - 12' lengths are OK. Rio Powerflex Knotless Bonefish Leaders are good choices. Bring along some tippet material, also in clear monofilament (10 - 20lb class).

### Flies:

- Bauer's Fur Crab #4 & #6 (olive & tan) #1 FLY!
- Turneffe Crab (olive) (cream) #6
- Raghead Crab #2
- Del's Merkin #2
- Secret Crab (tan) #6, Mantis Shrimp (olive, orange) #2
- Fleeing Crab #6
- Pugllisi Spawning Shrimp (tan)
- Squimp



## TARPON TACKLE FLY FISHING:

### Fly Rods:

Multi-piece 8, 9 or 10 wt. fly rods in nine foot lengths are the best choices. We like fast tapered saltwater rods with plenty of butt strength. Sage Xi-3, Z-Axis or TCX, Scott S4s series and Winston BIIIX or BIIImx, all in 3, 4 or 5 piece lengths, for easy traveling.

### Fly Reels:

Minimum 200 yds of 20lb backing) Reels specifically designed for saltwater fly fishing are the best. Smooth disk drags, plenty of backing capacity, and sturdy aluminum anodized frames are features to search for in a reel. Models to consider include: The Fly Shop S4-series, Nautilus CCF8 or NV8/9, Hatch Monsoon 7 Plus, Abel "8" "9" or "10", or Galvan Torque 8 or 10.

### Fly Lines:

For 90% of your tarpon fishing a weight forward floating line is all you need. Scientific Anglers Mastery Redfish, Bonefish or Tarpon and the new Rio Bonefish and Tarpon lines are the best going. These lines are specifically designed for saltwater fly fishing with a special core that provides the proper stiffness to allow excellent shooting while resisting tangles, even in tropical heat. In addition to your floater, an intermediate sinking line has been found exceptional when fishing over rolling tarpon in and around the various cenotes.

### Leaders:

Leaders for tarpon fishing incorporate a shock tippet section married to a class tippet section by a series of special knots. If you would like to tie your own tarpon leaders, some good reference books are Lefty Kreh's "Fly Fishing in Saltwater", and "Practical Fishing Knots" by Lefty Kreh and Mark Sosin.

If you are not into tying your own, then we highly recommend the Frog Hair Deep Blue Saltwater Dual Tapered Tarpon Leaders. These revolutionary new tapers are made using Frog Hair's exclusive Gamma process and are the first extruded leaders with a double taper, ending up with a 23-inch shock tippet of either 16# or 20#. The stiff butt section and heavy tippet straighten like any conventional leader and it all connects without the bulk and difficult, complicated Bimini knot system. The shock (tippet) section comprises 20% of the leader, and the elongated barbell shape of the leader allows for 15% of level class leader. Both leaders are 9'6" long and turn over 1/0 to 3/0 hooks very well.

### The Paradise Lodge Tarpon Leader:

*(This is what you need for tarpon & snook at Paradise Lodge):* Bring with you a spool/package of 30# and 40# tippet in fluorocarbon and monofilament and the guides will make your leaders for you (for either baby or large tarpon or snook).

## TARPON TACKLE FLY FISHING (CONTINUED):

### Flies:

- Paradise Tarpon
- Grizzly Tarpon
- Puglisi Yellow Perch
- Shock Treatment (all colors)
- Tropical Punch
- Cockroach
- Puglisi Everglade Spec
- Tarpon Toad (chart, red/blk)
- Black and Blue
- Tarpon Bunny
- Reducer (chart)

To this list, add a few floating/diving flies like the Snookeroo (red/white) Whitlock's Swimming Baitfish (shad) 1/0 and a couple Saltwater Gurglers (red/white, green/white). The Black Death is another not to be without. Add in Some number 2 Clousers in grey/wht, Tan/wht, Chart/wht.

## TARPON TACKLE SPIN & BAIT-CASTING

### Rods:

**(bait-casting):** Shimano Calcutta Inshore Casting Rod (CLC 70M) (MSRP \$200). This 7' medium action, fast-tip rod would be perfectly matched to the recommended reel. **(spinning):** Shimano Compre Spinning Rod (CPS X70MB) (MSRP \$100). This 7' medium action, extra-fast tip rod is a freshwater rod, but is perfectly matched

### Reels

**(bait-casting):** Shimano Calcutta 200 (MSRP \$190). This is a top-notch reel. Spool your bait-casting reel with 30-lb. Power Pro. This is a fishing line made of braided Spectra fiber and has the diameter of about 8-lb. monofilament. Very good stuff! (As an alternative, use 14-lb. mono with shock tippet.) **(spinning):** Shimano Sustain 4000 (MSRP \$250). A top-notch spinning reel. (As an alternative, look to the Shimano Stradic 4000 (MSRP \$140) Most of the fishing guides in Florida use these reels, almost exclusively.) Spool the spinning reel with 20-lb. Power Pro. It has the diameter of about 6-lb. mono. (As an alternative, use 12-lb. mono.)

### Leaders:

Shock tippet is needed when fishing for tarpon and snook. We suggest 40 - 60lb clear Fluorocarbon.

### Lures:

There are a wide variety of lures that are effective in taking tarpon. One of the biggest obstacles in hooking and landing a tarpon is getting the hooks to stick. Many anglers have increased the number of fish actually landed by replacing the treble hooks on the lures with single siwash hooks.

**(Surface)** Rebel "Jumpin" Minnow 4 1/2" 5/8 oz (silver/black, silver/blue, copper/black, copper/orange) Heddon Zara Spook 4 1/2" 3/4 oz. (gold/black/orange, gold/chartreuse, silver/red head); Heddon Baby Torpedo.

**(Subsurface)** Rapala F7 MAG, F9 MAG, F11 MAG (silver, red/white, gold/ flo. red, silver); Bomber Jointed Long "A" 4 1/2" 3/8 oz. (silver/red head, silver/black, firetiger); Bomber "Mullet" 3 1/2" 5/8 oz. (gold/black/orange, silver/ red head), Cotton Cordel Broken Back Red Fin-CJ9 (various colors); Rebel Jumpin' Minnow (various colors); Yo Zuri Crystal Minnow 3-1/2" Yo Zuri Tx-Minnow 3-1/8" & 4 1/8" Yo Zuri Mag Darter 4-1/8". Chuggers, poppers, Creek Chub Darters, Pop-R's & stick baits work well. You might want bring some soft plastics, too.

**NO DEEP DIVING LURES ARE NEEDED.**

## SNOOK TACKLE FLY FISHING

For Snook you can use the same fly fishing tackle that you use for tarpon. Snook key in on surface flies with a vengeance. Surface patterns like Whitlock's Swimmin' Frog, Swimming Baitfish, Fire Tiger Wiggle Minnow, Snook-A-Roo, and Crease Fly (Green) are good choices.



### Flies:

- Clouser (chart/wht – 1/0)
- Puglisi Everglades Special
- Reducer
- Dahlburg's Diver
- Snookaroo (red/white)
- SW Gurgler (green)
- Whitlock's Swimming Bait Fish (size 1/0 and 2/0)
- Big Boy Trevally Popper
- Walker Pearly Poppers

## SNOOK TACKLE SPIN & BAIT CASTING

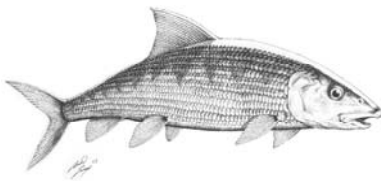
Please refer to Tarpon Tackle (Spin/Cast Fishing)

## BARRACUDA TACKLE FLY FISHING

Paradise Lake is full of barracuda and they also inhabit Espiritu Santo Bay. Your tarpon/snook or bonefish/permit fly fishing outfit is perfect for hounding cudas. For barracuda fishing, you'll need a spool of nylon covered braided wire "Sevalon" or "SevenStrand" kink-resistant wire in the 40 lb. class, Toothy Critter wire leaders in 30 or 45 pound test or Rio's Knottable Wire Bite Tippet in 30 or 40 pound test. All you need is Ka-Cuda Goddard's Nasty Needlefish, and a chartreuse and white tarpon streamer with plenty of flashabou.

## BARRACUDA CONVENTIONAL TACKLE

Your bonefish/permit or tarpon/snook spin/cast outfit is perfect for barracuda. Rapala type lures, and tube lures (chartreuse, orange and florescent. red) will get the job done. You'll need a spool of nylon covered braided wire "Sevalon" or "SevenStrand" kink-resistant wire in the 40 lb. class.



### Fly Rods:

Multi-piece 7 or 8 wt. fly rods in 9 foot lengths are the best choice. We like fast tapered saltwater rods that have been specially designed for the rigors of the salt. Good models to choose from include: Sage Xi-3, Z-Axis or TCX, Scott S4s series, Winston BIIX or BIImx, and The Fly Shop GLH20, all in 3, 4 or 5 piece models, for easy traveling.

### Fly Reels:

(Minimum 200yds of 20lb backing) Reels specifically designed for saltwater fly fishing are the best. Smooth disk drags, plenty of backing capacity, and sturdy aluminum anodized frames are features to search for in a reel. Models to consider include: The Fly Shop S4-series 7/8, Nautilus CCF8 or NV8/9 or NV6/7, Hatch Monsoon 7 Plus, Galvan Torque 8 or 10.

### Fly Lines:

A floating fly line specifically designed for saltwater is what you want. These lines are designed with a special braided monofilament core that provides the proper stiffness while maintaining shooting capabilities and resisting tangles, even in tropical heat. Scientific Angler's Mastery Bonefish, Redfish and Sharkskin lines are good choices, as are Rio's saltwater fly lines.

**Leaders:**

Tapered saltwater leaders made from clear monofilament (8 – 10 lb class) in 10' - 12' lengths are excellent. Rio Powerflex Knotless Bonefish Leaders are good choices. Bring along some tippet material, clear monofilament (8-15lb class). Fluorocarbon leaders are an excellent choice. They are nearly invisible in the water and sink quickly, perfect for spooky fish in very clear water. Seaguar tapered leaders are the best! You should bring one leader for each day of fishing and one more, just in case. Change your leader every evening when you return from fishing. Bring Fluo tippet in 10, 12 and 15 lb.

**Flies for Bonefish:**

(sizes 4, 6 and 8)

- Gold Grill
- Wolf Spider
- Blind Mini Puff
- Mini Puff
- Tailer's Bewa
- McVay Gotcha
- Raghead Crab #6 tan
- Bonefish Clouser (tan/white) with Bead chain eyes, lead eyes and weed guards

## SOME FINAL THOUGHTS ON FLIES

**Bonefish:**

Pink puffs, Tan and white bonefish clousers, Yucatan Charlies, #6 Tan Gotcha and small Raghead Crabs in size six (tan or olive). Most bonefish flies should be tied on a size 4 or 6 hook.

**Permit:**

Raghead Crabs in size 6 or 2 (tan or olive) Spawning Shrimp, Squimps and Popovic's Ultra Shrimp in size 4 are the patterns that produce the most permit eats. When permit are high in the water column or floating, the little Raghead Crab (size six) or the shrimp is very effective. Paradise Lodge Anglers have hooked six and caught four permit in one day fishing the floating permit with lightly weighted crab and shrimp patterns.

**(Paradise Lakes)**

Tarpon streamers for the lakes Paradise Lodge fishes should be tied on size 1 or 1/0 hooks and in dark and bright marabou colors. Traditional tarpon flies work okay, but streamers work well when feathers are palmered, Keys style, round the shank of the hook forward all the way to the eye - Paradise Tarpon Grizzly. The overall effect is a tapered head made of palmered feathers. This is because the water in the lakes is very shallow and most flies sink too fast and land too hard. This Woodward Palmered Tarpon Streamer creates more of a dry fly effect. The fly when it sinks has almost neutral buoyancy and stays in the field of vision of tarpon longer.

When fishing the lee shorelines of lakes while the water is glassy calm, we use a shrimp fly or even size 4 bonefish fly. The guides especially like an old Florida Keys pattern used back in 70's called a Frankie Bell. The Frankie Bell is simple and consists of a chartreuse chenille body, buck tail middle wing, and grizzly hackle tips all tied inverted style. The lodge is experimenting with other shrimp flies and salmon /steelhead flies like muddler minnows and general practitioners. The flashy tarpon flies in white or bright colors are for the cenotes and dark water fishing in the fall. Guides at Paradise Lodge use top water flies in dark water and during the fall fishing season.

**Snook:**

For snook, the lodge likes to use top water flies in shallow water. Poppers and spun deer hair flies such as a Snook-A-Roo are very effective. When fishing snook in deep water the lodge likes to use big white Deceivers and Puglisi Everglades Special.

## About our Tackle

### And Equipment Recommendations:

This tackle and equipment planner is a guideline to help anglers assemble a reasonable collection of flies and the necessary equipment. It's not necessary you have all of these flies and assorted equipment, just a good cross section. You are by no means required to purchase all of this equipment. The suggested tackle and clothing is what we have found to work best for most fishing conditions.

Some of the flies and tackle selections we recommend are items The Fly Shop® does not stock or sell. In this case, it may be necessary to tie your own flies, or purchase from another retailer. Although selling fly fishing tackle and flies is part of what The Fly Shop® does, it is not our main concern. Our main concern is that people have a great trip. Period. We feel that properly outfitted and prepared anglers have the best chance of having a trip of a lifetime.

If you have any questions concerning tackle and equipment recommendations, please feel free to call us toll-free at 800-669-3474.

### Some thoughts on Conventional Tackle & Fishing by Larry Kinder of Florida Sportsman Magazine:

As for tackle, I use a 7' spinning rod (3-pc. for ease of travel) rated for 8- to 17-lb. line. I spool my reel (a Shimano Sustain 4000) with 12-lb. line. I double the last foot of line and then tie on about 3 feet of 30- or 40-lb. tippet to this short section of doubled line. This is a light rig. I have caught snook weighing up to 40 pounds in the cenotes with this rig, and several in the 25- to 35-lb range. However, I have been frequently broken-off, too. Such is the case with snook and sharp gill plates. The rig will handle most small tarpon, but not any of the big guys.

My favorite lure is a Super Fluke, manufactured by Zoom. It is a soft-plastic lure intended for bass fishing, but we use it down here in Florida for redfish in shallow water. I don't really think the color is too important. The size and profile is that of a baitfish. I tie on a 1/0 off-set worm hook and rig the fluke so that it is weedless (Texas-style). Rigged in this fashion, I can skip the lure back under the mangroves where tarpon and snook are often laying. Good luck getting them out!

I also use a 1/4-ounce jig head and put a Shad Assassin paddle tail soft-plastic on it. I expect, without knowing, that many of the snook are going to be in the cenotes and if so, you will want a lure that will sink.

Those are the only two lures I have used and I have done very, very well in the lagoons with them. The guides tell me of anglers using spinning tackle who throw Zara Spooks and walk-the-dog with them, often getting strikes from big fish. My impression is that they do get a big fish now and then, but not the numbers of fish that I do. You said you were more interested in numbers.

If you go to the bay (Espiritu Santo), you will want to be prepared for bonefish and permit. I would have a second rod and reel of similar size, but not have on any leader. (It wouldn't hurt to take along a spare rod and reel in case of mechanical failure, anyway.) I'd put on a small 3/16-ounce brown-hair jig (trying to imitate a crab) and take my chances with that. Again, if Alex or one of his guides offers a suggestion, I'd pay close attention.

### Larry Kinder Thoughts continued...

There are three types of areas to fish while at Paradise Lodge. Out in front of the lodge, the Caribbean has big tarpon and permit. Secondly, there are a dozen or so lagoons/small lakes along the coastline (a couple of hundred yards inland) that are loaded with snook and juvenile tarpon. Thirdly, the lodge has access to Espiritu Santo Bay - bonefish, permit, snook and tarpon).

Regarding the lagoons, the snook are big. I have caught dozens over 20 pounds, with several approaching 40 pounds. I have used soft-plastic jerk baits cast with a spinning rod with great success. The snook will also devour a top-water plug (Zara-spook) and the strike is almost frightening. In addition, most lagoons have "cenotes" - underground caverns that run between the Caribbean and the lagoon so that water ebbs and flows with changing tides - and a 1/4-ounce jig with a soft-plastic paddle-tail jig will be gobbled by the bid-daddy snook who claims it as his den. The tarpon tend to run 8 - 15 pounds. This is a perfect size for a spirited fight, release, then get back after another one. They are very aggressive toward a jerk bait but have a little trouble getting hooked up. Often they will hit it 4 and 5 times, knocking it in the air each time, before finally getting a good grip. The tarpon cruise along the mangrove shorelines and over the cenote.

On my trip last fall, my fishing partner and I each landed 12 tarpon one day from a lagoon. He was fishing a fly and was able to hook/land most of the fish that bit. I had encounters with many more fish, but in the end, we each landed the same. Besides all the tarpon, the biggest snook that day was about 30 pounds, but lost another when it straightened the hooks on a salt-water spook. Most days are not that productive, but landing half a dozen snook and half a dozen tarpon is a very average day. Not all lagoons fish the same (some are hot one day and not another), and the same lagoon may fish differently on successive days. You just have to listen to and trust the person who suggests which lagoon to fish.

As for the bays, they are quite large and these fish (except the snook) are nomadic, moving around quite a bit. The guides are very experienced and have a good feel for this. For example, in a given week, one guide may take all the trips to Espiritu, another guide take all the trips to Chetumal, and another guide take all the trips to the lagoons. The bonefish are small (2 -3 pounds), but very aggressive. I caught one last fall on a jerk bait I was using for snook along a shoreline. A pod of bonefish came down the shoreline we were fishing and when I cast in front of them, one raced forward and grabbed it.

Compared to the Everglades, neither the bays nor the lagoons are very similar. Think of Florida's Biscayne Bay when you think of the two bays (only Mexico's are more scenic) and the lagoons are more lake-like with a mangrove shoreline and numerous points and fingers. However, there is a place south of the lodge enroute to Chetumal Bay where the area's only coastal creek flows into the Caribbean. If one goes back into the creek, it opens up with numerous passageways and compares somewhat to the Everglades. There is one place where we consistently catch snook and juvenile tarpon both roam the waterways and seek shelter around the numerous islands. We sometimes get out and wade portions of this area.

Regarding the accommodations and service, I understand that the lodge will be operated by a new owner by the time you get there. That being said, I can only speak to the way it was. (I understand that the new owners are striving to make the accommodations even better.) The previous owners made you feel like you were a guest in their house, not a customer.

#### **Larry Kinder Thoughts continued...**

Meals are typically eggs, meat, fruit and juice for breakfast. Lunch is sent out in a cooler and prepared on the water. Luncheon meat, cheese, lettuce and tomato, chips, cookies, water, soda and beer were included in the cooler. Upon returning from fishing, there was an hour or so before supper was ready. After showers and cleaning tackle, drinks (mixed drinks, beer, or soda) were available, along with an appetizer, were available in the lodge or out by the hammock

swinging by the Caribbean Sea. Supper was usually an American entree that had been prepared to our tastes. A salad, wine and desert were also served with each evening meal.

Regarding accommodations, each room has a shower and two single beds. I understand that much of the renovations being done over the summer will address the rooms, but I always found them to offer everything an angler could want.

The staff has always been very friendly and available to take care of anything you might want. They are available, but not obtrusive and in your way.

Back to fishing... the guides have been taught to present the boat for a fly-fisherman. They know where the fish are likely to be, have keen eyes for spotting them. They will not have a good feel for which light-tackle lures you should select, but if you can skip a soft-plastic bait under hanging mangroves, or walk a top-water lure parallel to the edge, you are going to do something the fish have not seen very often and they will definitely try to eat what you offer. I left a spinning reel and two rods, and a bait-casting reel and two rods, for their use during my last visit, so perhaps they might be converts by next fall.

So, that is the way it has been in the past. The fishery will not change. The lodge might, but efforts are being made to make it even nicer. As you have already experienced, The Fly Shop will also do everything they can to insure you make a choice about a lodge that will fit your personal tastes and preferred style of fishing. - **Larry Kinder**

**Saltwater fly  
fishing outfits:**

Paradise Lodge has fly fishing gear for those anglers that do not have a suitable rod and reel designed for the rigors of saltwater. The lodge has four complete outfits: If you need a saltwater outfit, please let us know and we will have one set aside for you. Compliments of The Fly Shop. You will need to bring flies and leaders. There is no charge, but there are only 4 outfits and are first come, first served. So, you'll want to request it at the time of making the reservation.

## TRAVEL INFORMATION

**Paradise Lodge Airline Reservations:**

Part of the normal angling package at Paradise Lodge is meet and greet at the Cancun International Airport and round trip ground transportation to the lodge.

**When making flight reservations, guests must plan to arrive into Cancun no later than 2:00 p.m. and leave no earlier than 1:00 p.m. on the day of departure.**

If your arrival into Cancun is scheduled later than 2:00 PM, you will be required to overnight in Cancun and picked up the next day. Expenses in Cancun are your own.

**Delayed Travel:**

If your plane arrives late (later than 2:00 PM) on your scheduled pickup date you may be required to overnight in Cancun and have a private transfer the next day to the lodge at your expense.

If you have any problems during your trip with missed connections, the best thing to do is to call The Fly Shop at: 800-669-3474 or 530-222-3555 / FAX 530-222-3572, as soon as possible or call the lodge 011-52-1-983-1314568.

**Notification of Flight Times:**

It is imperative that we are notified of your airline flight times in and out of Cancun a month prior to departure in order to guarantee proper transfer arrangements to and from Paradise Lodge.

**Travel Note:** Travelers must be able to show proper proof of citizenship (valid passport) at the airline ticket counter before checking luggage and securing boarding passes for flights to Mexico. The airline will not let you board the aircraft unless you can do so.

**Entry Requirements:**

For the latest entry requirements, contact the Embassy of Mexico web site at <http://portal.sre.gob.mx/usa/> or contact the Embassy of Mexico at 1911 Pennsylvania Avenue NW, Washington, DC 20006, telephone (202) 736-1000 or any Mexican consulate in the United States for the most current information.

All Americans traveling by air outside of the United States are required to present a passport or other valid travel document to enter the United States. This requirement will be extended to sea travel (except closed-loop cruises), including ferry service, on June 1, 2009. Until then, U.S. citizens traveling by sea may present government-issued photo identification and a document showing their U.S. citizenship (for example, a birth certificate or certificate of nationalization). Starting June 1, 2009, all travelers must present a Western Hemisphere Travel Initiative (WHTI) compliant document such as a passport or a passport card for entry to the United States. While passport cards and enhanced driver's licenses are sufficient for entry into the United States, they may not be accepted by the particular country you plan to visit; please be sure to check with your cruise line and countries of destination for any foreign entry requirements.

Land travelers must have a valid U.S. passport or a passport card. U.S. legal permanent residents in possession of their I-551 Permanent Resident card may board flights to the U.S. from Mexico.

**Minors:**

Mexican law requires that any non-Mexican citizen under the age of 18 departing Mexico must carry notarized written permission from any parent or guardian not traveling with the child to or from Mexico. This permission must include the name of the parent, the name of the child, the name of anyone traveling with the child, and the notarized signature(s) of the absent parent(s).

The State Department recommends that the permission should include travel dates, destinations, airlines and a brief summary of the circumstances surrounding the travel. The child must be carrying the original letter – not a facsimile or scanned copy – as well as proof of the parent/child relationship (usually a birth certificate or court document) – and an original custody decree, if applicable. Travelers should contact the Mexican Embassy or closest Mexican Consulate for current information.

**Tourist Travel:**

U.S. citizens do not require a visa or a tourist card for tourist stays of 72 hours or less within "the border zone," defined as an area between 20 to 30 kilometers of the border with the U.S., depending on the location. U.S. citizens traveling as tourists beyond the border zone or entering Mexico by air must pay a fee to obtain a tourist card, also known as an FM-T, available from Mexican consulates, Mexican border crossing points, Mexican tourism offices, airports within the border zone and most airlines serving Mexico. The fee for the tourist card is generally included in the price of a plane ticket for travelers arriving by air.

**Mexico Entry Fee:**

Mexico's Congress has authorized the reinstatement of a nominal Visitor Fee, last charged in the late 1960's. As you are probably aware, virtually all countries, including the United States and Canada, collect such a fee in one form or another. Many other countries require the purchase of a visa as well. U.S. and Canadian visitors to Mexico will still not be required to purchase a visa, but may be subject to the reinstated fee after July 1, 1999. The fee is approximately \$15 US Dollars or \$20 Canadian Dollars at current exchange rates.

**Carry-on restrictions:**

Each airline has their own specific restrictions on carry-on luggage. Please be sure and contact your airline directly with any questions you may have. No flies are allowed to be carried in your carry-on bag. For more information on baggage restrictions go to the Travel Safety Administration website at: <http://www.tsa.dot.gov/public/index.jsp>

**Luggage:**

When traveling to any foreign destination it is best to check your luggage from point to point to avoid loss or delay in transit. In the event luggage is misplaced by the airlines you must report it to an airline representative before you leave the baggage claim area. It's imperative you do this, or it is unlikely that you will recover your luggage. In addition, report it to the lodge representative, so they can coordinate getting your luggage to you. Please pack as light as possible. Soft duffel bags are the best. Your carry-on bag should contain medications, toiletries, fishing equipment, and any items which you must have with you.

**Customs Regulations:**

Please refer to our information on customs regulations. U.S. citizens bringing gifts to friends and relatives in Mexico should be prepared to demonstrate to Mexican customs officials the origin and the value of the gifts. U.S. citizens entering Mexico by the land border can bring in gifts with a value of up to \$50.00 duty-free, except for alcohol and tobacco products. U.S. citizens entering Mexico by air or sea can bring in gifts with a value of up to \$300.00 duty-free.

**Personal Effects:**

Tourists are allowed to bring in their personal effects duty-free. According to customs regulations, in addition to clothing, personal effects may include one camera, one video cassette player, one personal computer, one CD player, 5 DVDs, 20 music CDs or audiocassettes, 12 rolls of unused film, and one cellular phone. Any tourist carrying such items, even if duty-free, should enter the "Merchandise to Declare" lane at the first customs checkpoint. The tourist should be prepared to pay any assessed duty. Failure to declare personal effects routinely results in the seizure of the goods as contraband, plus the seizure of the vehicle in which the goods are traveling for attempted smuggling. The recovery

of the seized vehicle involves the payment of substantial fines and attorney's fees.

**Temporary Imports/Exports:**

Mexican customs authorities enforce strict regulations concerning temporary importation into or export from Mexico of items such as trucks and autos, trailers, antiquities, medications, medical equipment, business equipment, etc. Prior to traveling, contact the Mexican Embassy or one of the Mexican consulates in the United States for specific information regarding customs requirements.

**Health Precautions:**

Please contact your physician concerning recommended inoculations and infectious disease precautions. We recommend that anglers be up-to-date on their Tetanus, Hepatitis-A and Hepatitis-B vaccinations. A good source of information on international travel and health is the International Association for Medical Assistance to Travelers web: <http://www.iamat.org/> or the Center for Disease Control web: [www.cdc.gov/](http://www.cdc.gov/)

**Health Care and Services:**

Adequate medical care can be found in major cities. Excellent health facilities are available in Mexico City, but training and availability of emergency responders may be below U.S. standards. Care in more remote areas is limited. Standards of medical training, patient care and business practices vary greatly among medical facilities in beach resorts throughout Mexico. International travelers are strongly advised to take out or have medical insurance before departing for Mexico

**Arriving Cancun:**

The first order of business is to clear immigrations. You will show the immigration official your valid passport. The whole process is simple and quick. After immigration you will claim your luggage; it is all hand loaded onto the luggage carousel and takes a while. Relax....you're on Mexico time.

Clearing Customs in Mexico is carried out by walking up to a lamp post and pushing the BIG button. If the light turns green, keep walking. If the light turns red, don't panic, your luggage may be inspected by a customs official.

Once you clear Customs, make your way through the arrival area to the covered porch area outside the airport building. Transfer agents are not allowed into the arrival section of the airport. The transfer agent will be in this area holding a sign with "PARADISE LODGE" written on it.

If, for some reason, the transfer service is not there, be patient, they may have been delayed a few minutes due to Cancun traffic. You can wait for the driver in the café/bar called the "Meeting Point." It is just outside of the exit of the arrival Terminal #3 (where all of the taxi drivers are waiting outside). Take a right when exiting the arrival Terminal# 3; the "Meeting Point" is right there.

If you arrive at Terminal #2, you will have to take a free shuttle to Terminal #3 and make your way to the café/bar called the "Meeting Point" and make contact with the Paradise lodge transfer agent.

If you are arriving into Cancun the day prior to your arrival date at the lodge, we suggest using one of the transfer kiosks to arrange for auto transfer to your hotel.

**Pick up at Hotel:**

Cancun is a wonderful resort destination and a perfect place to add on a couple nights at a beachfront hotel on either end of your Paradise Lodge Fishing Vacation. If you are going to be picked-up at a hotel, please be aware that hotel guests are picked up AFTER airport arrivals. Please plan on being in the lobby with luggage, ready to go between 12:00 and 3:00 p.m. unless you hear otherwise. The lodge or driver will try to contact you on your transfer day. If you have checked out of your room, check at the lobby desk for messages.

Sometimes cell calls cannot get through from them. If you have not heard from either by 2:00 PM, call the driver (number below) for an estimated time for pick up. We recommend staying at the Radisson Hacienda Cancun or the Westin Resort and Spa.

**Transfer to Paradise Lodge:**

You'll ride in an air-conditioned vehicle during the 240 mile drive from Cancun International Airport to Paradise Lodge. It's about a 4-1/2 to 5 hour drive, and venturing through Mayan country is extremely interesting. The early part of this fascinating drive South is highlighted by many tourist locations and heavy evidence of the ancient Mayan archaeology. South of Tulum, you'll begin to see unique native farms and villages, then the historic city of Felipe Carrillo Puerto. In most cases, you'll stop at least once during the drive to stretch your legs and enjoy a cold drink. At the village of Limones, you turn East toward the ocean and start to see scenery that will remind you of the Florida Everglades, occasional native farms dot the landscape. As you get closer to the coast, you'll see more and more of the jungle rain forest environment and no doubt spot many unusual birds and animals. ***Please have three pesos available to pay the Rest- room attendant – normal for Mexico.***

**Driving Directions  
To Paradise Lodge:**

Traveling from Cancun, you will take HWY 307. You will pass through Playa de Carmen, Tulum, Felipe de Carrillo, and Limones. Just on the other side of Limones, you will see signs directing you to continue straight ahead for Chetumal, or to turn left for Majahual (sometimes spelled Magahual). You will proceed toward Majahual. You will come to an Army Outpost, where the soldiers may ask you to step out of the car for a search. You have nothing to worry about – the soldiers are quite nice and should not harass you or ask you for anything. Within eyesight of the soldiers' station, you will be able to see a gas station with large sign displaying "PEMEX." You will want to refuel here, if you are getting low on gas. (No self-service. The attendants will fuel your car for you.) Once you are back on the road, you will come upon more signs; straight for Majahual, or left for Tampalam, Uvero. Turn left toward Tampalam. Proceed along this road, which will have kilometer markers along the way. When you have reached kilometer marker 21, there will be another turn approaching. You will see a sign directing you to turn right for Placer. Turn right. Approximately four kilometers down this road, you will come upon a T intersection, where you will make a right turn. Proceed down this unpaved road to the lodge, approximately three kilometers. (240 mile drive, 4 ½ hours)

**Arriving Paradise Lodge:**

Upon arrival at the lodge, your luggage will be taken to your room. The lodge manager will show you around the lodge complex and give a brief orientation. The rest of the day is at your leisure. If it is not too late, you can go swimming, snorkeling, take a beach stroll (with or without fly rod), take a nap or get your gear ready. Relax, you're in the tropics. There is no guided fishing scheduled on arrival days. There is no guided fishing on arrival day.

**Departing Paradise Lodge:**

There is no guided fishing scheduled for your day of departure. Each departure day is different, depending on guest's airline departure times. Generally, you will depart the lodge in the morning. The day prior to your morning departure, please reconfirm your flight departure time with the manager to ensure proper transfer arrangements.

**Discounted Travel  
Accommodations to Latin America:**

We, at The Fly Shop, do not handle airline ticketing. We leave that to the professionals. Many of our clients have wonderful travel agents, or a corporate office doing an excellent job of caring for their needs. Others are using frequent flier discounts on the international portions of the trip, and some of you are not concerned at all about saving money on the airlines portions of the packages.

However, for those traveling anglers interested in what may be a significant savings, we highly recommend Holdy Tours for their service, modestly priced packages, and the detailed knowledge of travel that has helped us unravel some of the mysteries of South and Central American travel. Their agents have been particularly helpful, and we send you in their direction in the hopes their assistance will make your trip easier and less expensive.

Holdy Tours is a reliable and professional travel wholesaler that combines the sensibility of remarkable wholesale prices with the benefits of a full service travel agency to destinations all over the world. Holdy Tours has been strongly established in the San Francisco Bay Area since 1981 and is staffed with expert and friendly consultants to handle all your travel needs. They take the anxieties out of traveling to ensure your trip is enjoyable and hassle-free. In addition to airline reservations, Holdy Tours can assist you with hotel reservations, optional tours and excursions as well as special transfer services

If you are interested, please contact Alicia Rodriguez and ask for the "preferred rates" available to clients of "The Fly Shop."

**HOLDY TOURS** – Alicia Rodriguez

2065 N. Broadway Suite 204 • Walnut Creek, CA 94596

925 927-6617 • 800 446-1111 • E-mail: [alicia@holdytours.com](mailto:alicia@holdytours.com)

**Paradise Lodge Host:**

Your hosts at Paradise Lodge are Eric and Lana Ersch. Eric is an avid sportfisher that has worked in Panama, Florida and Alaska as a guide and lodge manager. He brings a wealth of field experience and knowledge of saltwater fly fishing to Paradise Lodge. Lana, Eric's wife, is a registered nurse by trade (handy in remote Mexico) and an important part of the management team at the lodge. Together they are committed to making your fishing holiday everything it can be and more...

**Accommodations:**

Paradise Lodge is an absolutely beautiful seaside villa tucked away on a remote white sand beach overlooking the Caribbean and the barrier reef. There are 3 nicely-appointed guest rooms, each with double beds, private bath, air - conditioning & overhead fan. There is also a private "Casitas - Little House" with two double beds and private bath that sits away from the main lodge. This very nice private cabana was created to provide couples privacy. Every guest room features ceiling fans, air conditioning, refrigerators with chocolates, sodas, beer and water cool and waiting for you, full private bath, with walk-in tiled shower. There is also a coffee maker in each room for early risers. There is email service in the evenings at the lodge as well as WIFI in every room while the generator is running. You can give your valuables to the manager to lock up in the lodge safe.

**Electricity:**

Generated powered 110 volts AC, 60Hz. American-style two-pin plugs.

**Water & Ice:**

All drinking water and water for ice is purified. The water from the tap and shower is from a well (don't drink). Do not drink the water from the tap and shower. Please help the lodge conserve water when possible.

**Liquor and Refreshments:**

All drinks are included in your Paradise Fishing Vacation. The lodge has local Mexican beer, tequila, vodka, gin, and rum for cocktails. If you enjoy any specialty beverages, such as single malt scotches or hard to find bourbons, you may want to bring your own. Cold beers can be packed in your cooler for each day you are on the water. Delicious Chile and Argentine wines are served with dinner.

**Meals:**

Centerpiece of the Lodge is the lovely dining room where your meals are served. Meals are an excellent blend of Mexican and international cuisine, with

emphasis on fresh meats and fish, and fresh fruits & vegetables. Before or after meals, relax in the comfortable lounge area looking east to the Caribbean. Enjoy your favorite book or magazine or just contemplate the beautiful seaside scenery, or tie some special fly patterns. Long strolls on the beach or a swim in the Caribbean are yours for the taking. If you require a special diet, please let us know well in advance so your needs can be accommodated.

**Lodge Account:** Payments for gratuities or items of a personal nature should be made in U.S.D. \$

**Laundry Service:** There is **no** Laundry service at this time.

**Daily Schedule:** Paradise is a multi-species fishery and offers many different habitats. With Espiritu Santos Bay to the north, Chetumal Bay to the south, a mini “everglades” called The Creeks, and nine cenote fed mangrove lakes, the lodge presents anglers opportunities for bonefish, permit, tarpon, and snook. To ensure that each angler experiences all of this diverse area, there is a rotating fishing and guide schedule. Each evening the manager will inform you of the next days fishing destination and your guide. The guides are also on a rotating schedule. Everyday at Paradise brings you to a new and exciting place with a fresh personality to enhance the experience.

**Breakfast - 6:30 a.m.** Wake up to the smell of fresh ground coffee brewing. Enjoy Fresh fruit and huevos rancheros. You are usually out the door by 7:00 a.m. If you are fishing one of the tarpon lakes far from the lodge or Espiritu Santo Bay, you may opt for an egg sandwich, (breakfast on the fly) and hit the road.

**Lunch - 12:00 p.m.** Lunch is packed for you for out on the boat, with plenty of cool drinks of your choice, or you may want to return to the lodge - it’s up to you.

**Cocktails/Hors d’oeuvres -6:00 p.m.** After a long day on the water, enjoy some of their famous hors d’ oeuvres with a refreshing tropical cocktail, they’re very invigorating.

**Dinner - 7:00 p.m.** Enjoy a different Mexican or International dinner every night of the week. Save plenty of room for dessert...

**Guides:** Your guides at Paradise Lodge are, Nacho Lopez, Victor Lopez, Arturo Herrera, Jesus Martinez and Alejandro Martinez. Nacho has guided for Paradise Lodge for over a decade now and is intimate with all of the waters. Victor and Arturo are experienced Paradise Lodge guides and have been thoroughly trained by Nacho. Jesus and Alejandro are brothers and are the youngest of the guides. They have great eyes for spotting fish and are enthusiastic anglers in addition to a lot of experience in the fishing and sportfishing business. They have been at the lodge for a year.

**Boats:** The lodge uses 2 different types of boats for its fishing; 15 foot pangas used all over Mexico with casting decks and are powered by outboard motor or polled by your guide. If you are fishing Espiritu Santo Bay or Chetumal Bay you will be fishing out of a Hells Bay 18-foot Waterman with plenty of horsepower to get somewhere in a hurry. There is also a 16 ‘aluminum john boat that the lodge uses on some of the lakes.

**Gratuities:** Leaving a gratuity is a personal decision and should be based on service. Normally guides and staff are tipped upon departure in accordance with service and help rendered. As a general rule, we recommend leaving \$200 per person, per week for the guides.

For the lodge staff we recommend \$100 - \$150 per person, per week. Please give your gratuity to the manager and they will divide it among the staff. Any special instructions for tipping should be conveyed to the manager. U.S.

Dollars are preferred. Credit cards, traveler's checks or personal checks are not accepted at the lodge.

**Insects:**

There are mosquitoes on the Yucatan coastline, especially near the mangroves or on the leeward side of the prevailing wind. As well there are a small biting gnat called a "sand fly" and Tábanos (horse flies). A good quality insect repellent with DEET will keep mosquitoes and sand fleas away. For the Tábanos you need to cover up, or swat them – dead!

**Climate:**

Subtropical with a brisk prevailing wind from the Caribbean Sea, normally blowing from the southeast. Mexico's Yucatan Peninsula has two main climatic seasons: a rainy season (May to mid-Oct), and a dry season (mid-Oct through Apr). The rainy season can be of little consequence in the dry, interior part of this region, but the coastal region typically receives regular tropical showers, which begin around 4 or 5 p.m. and last a few hours, as well as an occasional tropical storm that passes up the coast. Although the daily rains can come on suddenly and be quite strong, they usually end just as quickly as they began, and they cool the air for the evening. During peak hurricane season (Sept–Oct), take a look at the weather reports just before traveling to see whether you may run into any particularly foul weather.

Hurricane season runs from June through October and particularly affects the Yucatan Peninsula. June, July, and August are very hot and humid on the Yucatán Peninsula, with temperatures rising into the mid-80s and 90s. Most of the coastal part of this region experiences temperatures in the 80s in the hottest months. During winter months, temperatures average 70 to 75 during the days and about 55 to 65 in the evenings.

**The Yucatan Peninsula:**

The Yucatan Peninsula is located in the country of Mexico South of New Orleans, Louisiana. The peninsula is bounded to the North and West by the Gulf of Mexico; to the East by the Caribbean Sea, and to the South by the countries of Belize and Guatemala. The major portion of the peninsula sits on calcareous rock, and is constituted by jungle without surface rivers, but with a lot of cenotes, big holes with water, and subterranean rivers connecting the cenotes. The average temperature is 80 degrees Fahrenheit and the average humidity is 70%. The Yucatan Peninsula is well known by the endless wonders of The Mayan World. This land is rich in wildlife and tropical jungles that envelop ancient archeological sites. The mysteriousness of the Mayan People still exists in this land. Land was sacred for the ancient Mayas. They worshiped the gods of nature, building temples in their honor, making offerings in caves and cenotes and revering the birds and animals they saw around them. Botanists have identified approximately 8,000 species of flowering plants; 600 bird species and approximately 1,200 species of butterflies. For almost 100 million years, the Yucatan Peninsula developed in isolation, leading to the evolution of endemic life forms, different from those found in neighboring regions. It was also a land bridge between North and South America. Tropical plants and animals from both continents are found in the area.

**The Sian Ka'an Biosphere:**

Paradise Lodge lies at the Southern edge of the vast Sian Ka'an Biosphere, one of the largest protected wild areas in the world. This 1.3 million acre ecosystem was designated as a reserve by presidential decree on January 10, 1986. The Sian Ka'an is part of the International Network of Biosphere Reserves and has been designated by the United Nations as a World Heritage Site. In the local Mayan dialect, Sian Ka'an means "where the sky is born." With its vast stretches of tropical forests and seemingly endless views of blue skies and turquoise waters, it's certainly a fitting name. It is comprised of roughly one third tropical forests, one third wetlands and one third marine environments. And Sian Ka'an's barrier reef, the Gama Reef, forms part of the second longest such reef in the world. Its great, shallow bays are important nurseries for spiny lobster. As you

might expect, the plant and animal life within such a diverse reserve is equally varied. Over 1,200 species of plant life can be found in the reserve. Hardwood hummocks, called "petenes," occur like islands among the wetlands, some of them with sink holes i.e., huge natural wells more than fifty yards in diameter.

Several cays scattered in the bays serve as nesting sites for thousands of water birds, making a trip through Sian Ka'an a birdwatcher's dream. There have been 325 species of birds identified in the reserve including the osprey, roseate spoonbills, ibis and the rare six foot tall "Jabiru." Both Ascension Bay and Espiritu Santo Bay support thriving populations of manatee. Four different marine turtles, Loggerhead, Green Sea Turtle, Hawksbill, and Leatherback nest on the beaches, protected by the second longest barrier reef in the world. The reserve serves as habitat for wild cats such as jaguar, ocelot, margay, jaguarundi and cougar, two species of crocodiles, howler and spider monkeys, tapir and west indian manatee among other species, as well as forest birds such as the oscillated turkey and great curassow. There are dozens of species of brightly colored tropical fish in the many lagoons.

### **What is a Biosphere:**

A "Biosphere Reserve" is a new concept in conservation where the goal of protecting the environment is integrated with certain compatible human activities. In the United States we call it "multiple use management." In a "biosphere," conservation is not conceived of as a prohibition of human presence, but rather as a rational, long term sustainable use of the natural resources at hand. Non-consumptive recreational activities like catch-and-release fishing, bird watching, or sea kayaking are good examples of the type of "biosphere" integration. A biosphere reserve can be broken into three distinct physical zones, each with a varying degree of human interaction. The Central Zone: This zone allows no human activities which would effect the area in any way. There are some islands in Ascension Bay that fall into this category. The Second Zone: This zone allows minimal human activities with very limited use of natural resources. Human presence is allowed as long as it does not effect the natural ecology and balance. Catch and release fishing is a good example of the kind of activities this zone can support. The Third Zone: This zone incorporates permanent human habitation and increased use of natural resources in comparison to the other zones. A consumptive activity in this zone would be that of local lobster fisherman.

### **The Province of Quintana Roo:**

The Mexican State of Quintana Roo is located at the eastern part of the Yucatan Peninsula. Paradise Lodge sits on the Atlantic Ocean (Caribbean Sea). Quintana Roo is bordered to the south by Belize and Guatemala and to the north and west by the Mexican states of Yucatan and Campeche.

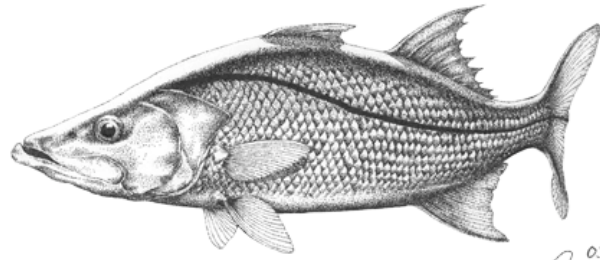
### **Mayan Country:**

The Yucatan Peninsula, the location of Paradise, is the ancient home of the Mayans, perhaps the most fascinating of all Meso-American cultures. The original Mayans emigrated from Belize during the eighth and ninth centuries, considered the Classic Period of Mayan civilization. On the drive south from Cancun, your entry point to Mexico, you'll pass close to a few of the many Mayan archaeological sites in the area, with names like Coba, Xel-ha', Tancah', and Tulum. At the zenith of the Mayan Empire, between the sixth and eighth centuries, there were separate dynasties stretching from Yucatan to El Salvador and Honduras. Populations of Mayans during this time have been estimated as high as 15 million. Today Quintana Roo is home to some of the last remnants of Mayan culture. Many locals still speak a dialect very similar to that spoken before the Spanish Conquest in the 16th century. Living History: The Mayan descendants thrive today throughout the Yucatan. You'll observe the modern-day Mayans and their homes and villages as you travel to Paradise Lodge. You may even wish to stop and shop for art or craft items they've created. (Several of the Lodge's employees are descendants of the ancient Mayans).

## PARADISE LODGE CLOTHING & EQUIPMENT ✓ LIST

Hat with bill and neck protection (a dark underside on hat bill is best.)
Polarized sunglasses (amber or brown) - take an extra pair.
Lens cleaner
Bandanas (always a handy item for neck protection, lens cleaner, rag etc.)
Long sleeve shirts (light colors, light weight such as Ex Officio or Patagonia)
Short sleeve shirts
Tee shirts (several)
Long pants for wading (light colored, light weight cotton)
Shorts (much of the time you'll wear these)
Sandals or camp shoes
Deck/Boat shoes (no laces, non-skid)
Specialized flats (wading) boots or booties (not waders) CRITICAL!
Raingear (very light)
Sunscreen (at least SPF 30+, waterproof, PABA-free, UVA, UVB)
Zinc oxide (good for nose, lips)
Lip balm with sunscreen (highest SPF you can get)
Insect repellent with DEET
Camera, extra batteries, charger and memory cards
Waterproof bag or Oven Zip-Lock Bags (to carry camera, other gear while in the boat)
Small flashlight or headlamp
Zip-lock bags
Garbage bags or waterproof bags for laundry, wading boots
Reading glasses
Travel alarm
Passport or proof of citizenship and travel documents
2 Copies of passport (**packed separately**)
Airline tickets and itinerary
Cash (small bills for tips, gift shopping, etc.), credit card
Notebook and pen
Emergency telephone numbers
Liquor (if you wish special brands)
Toiletries, including shampoo, hand lotion, bandages, roll of athletic adhesive tape
Aspirin, other over-the-counter medications like antacids
Prescription medications
Swimsuit
Prescription glasses
Boga Grip
Tape measure
Snorkeling gear

The list of suggested clothing and equipment is only limited by ones personal needs and imagination. Please feel free to add or delete as you see fit. Please be sure that your entire luggage is marked appropriately (luggage tags.) Business cards can be inserted into most luggage tags, and are perfect. For a phone number use your business phone, NOT your home phone. Before leaving the house, double check that you have your passport with you. Have a terrific trip! Thank you.




Snook, Mexican  
(*Centropomus poeyi*)



Permit  
(*Trachinotus falcatus*)



Tarpon  
(*Megalops atlanticus*)



Bonefish  
(*Albula vulpes*)